




	TYPE A CAMLOCK — MALE ADAPTOR / FEMALE THREAD									
	ALUMINIUM		BRONZE		STAINLESS STEEL		POLYPROPYLENE		NY GLASS	
SIZE	PART		PART		PART		PART		PART	
20/12	GP-017A		BZ-017A				PP-017A		NG-017A	
20	GP-020A		BZ-020A		SS-020A		PP-020A		NG-020A	
25	GP-025A		BZ-025A		SS-025A		PP-025A		NG-025A	
32	GP-032A		BZ-032A		SS-032A		PP-032A		NG-032A	
38/32							PP-035A		NG-035A	
38	GP-038A		BZ-038A		SS-038A		PP-038A		NG-038A	
50	GP-050A		BZ-050A		SS-050A		PP-050A		NG-050A	
63	GP-063A		BZ-063A		SS-063A					
75	GP-075A		BZ-075A		SS-075A		PP-075A		NG-075A	
100	GP-100A		BZ-100A		SS-100A		PP-100A		NG-100A	
125	GP-125A									
150	GP-150A		BZ-150A		SS-150A					

	TYPE B CAMLOCK — FEMALE COUPLER / MALE THREAD									
	ALUMINIUM		BRONZE		STAINLESS STEEL		POLYPROPYLENE		NY GLASS	
SIZE	PART		PART		PART		PART		PART	
20/12	GP-017B		BZ-017B				PP-017B		NG-017B	
20	GP-020B		BZ-020B		SS-020B		PP-020B		NG-020B	
25	GP-025B		BZ-025B		SS-025B		PP-025B		NG-025B	
32	GP-032B		BZ-032B		SS-032B		PP-032B		NG-032B	
38/32							PP-035B		NG-035B	
38	GP-038B		BZ-038B		SS-038B		PP-038B		NG-038B	
50	GP-050B		BZ-050B		SS-050B		PP-050B		NG-050B	
63	GP-063B		BZ-063B		SS-063B					
75	GP-075B		BZ-075B		SS-075B		PP-075B		NG-075B	
100	GP-100B		BZ-100B		SS-100B		PP-100B		NG-100B	
125	GP-125B		BZ-125B							
150	GP-150B		BZ-150B		SS-150B					


	TYPE C CAMLOCK — FEMALE COUPLER / HOSE TAIL									
	ALUMINIUM		BRONZE		STAINLESS STEEL		POLYPROPYLENE		NY GLASS	
SIZE	PART		PART		PART		PART		PART	
20/12	GP-017C		BZ-017C				PP-017C		NG-017C	
20	GP-020C		BZ-020C		SS-020C		PP-020C		NG-020C	
25	GP-025C		BZ-025C		SS-025C		PP-025C		NG-025C	
32	GP-032C		BZ-032C		SS-032C		PP-032C		NG-032C	
38/32							PP-035C		NG-035C	
38	GP-038C		BZ-038C		SS-038C		PP-038C		NG-038C	
50	GP-050C		BZ-050C		SS-050C		PP-050C		NG-050C	
65	GP-063C		BZ-063C		SS-063C					
75	GP-075C		BZ-075C		SS-075C		PP-075C		NG-075C	
100	GP-100C		BZ-100C		SS-100C		PP-100C		NG-100C	
125	GP-125C									
150	GP-150C		BZ-150C		SS-150C					


	TYPE D CAMLOCK — FEMALE COUPLER / FEMALE THREAD				
	ALUMINIUM	BRONZE	STAINLESS STEEL	POLYPROPYLENE	NY GLASS
SIZE (MM)	PART NO.	PART NO.	PART NO.	PART NO.	PART NO.
20/12	GP-017D	BZ-017D		PP-017D	NG-017D
20	GP-020D	BZ-020D	SS-020D	PP-020D	NG-020D
25	GP-025D	BZ-025D	SS-025D	PP-025D	NG-025D
32	GP-032D	BZ-032D	SS-032D	PP-032D	NG-032D
38/32				PP-035D	NG-035D
38	GP-038D	BZ-038D	SS-038D	PP-038D	NG-038D
50	GP-050D	BZ-050D	SS-050D	PP-050D	NG-050D
65	GP-063D	BZ-063D	SS-063D		
75	GP-075D	BZ-075D	SS-075D	PP-075D	NG-075D
100	GP-100D	BZ-100D	SS-100D	PP-100D	NG-100D
125	GP-125D				
150	GP-150D	BZ-150D	SS-150D		

	TYPE E CAMLOCK — MALE ADAPTOR / HOSE TAIL				
	ALUMINIUM	BRONZE	STAINLESS STEEL	POLYPROPYLENE	NY GLASS
SIZE (MM)	PART NO.	PART NO.	PART NO.	PART NO.	PART NO.
20/12	GP-017E	BZ-017E		PP-017E	NG-017E
20	GP-020E	BZ-020E	SS-020E	PP-020E	NG-020E
25	GP-025E	BZ-025E	SS-025E	PP-025E	NG-025E
32	GP-032E	BZ-032E	SS-032E	PP-032E	NG-032E
38/32				PP-035E	NG-035E
38	GP-038E	BZ-038E	SS-038E	PP-038E	NG-038E
50	GP-050E	BZ-050E	SS-050E	PP-050E	NG-050E
65	GP-063E	BZ-063E	SS-063E	PP-063E	
75	GP-075E	BZ-075E	SS-075E	PP-075E	NG-075E
100	GP-100E	BZ-100E	SS-100E	PP-100E	NG-100E
125	GP-125E				
150	GP-150E	BZ-150E	SS150E		

	TYPE F CAMLOCK — MALE ADAPTOR / MALE THREAD				
	ALUMINIUM	BRONZE	STAINLESS STEEL	POLYPROPYLENE	NY GLASS
SIZE (MM)	PART NO.	PART NO.	PART NO.	PART NO.	PART NO.
20/12	GP-017F	BZ-017F		PP-017F	NG-017F
20	GP-020F	BZ-020F	SS-020F	PP-020F	NG-020F
25	GP-025F	BZ-025F	SS-025F	PP-025F	NG-025F
32	GP-032F	BZ-032F	SS-032F	PP-032F	NG-032F
38/32				PP-035F	NG-035F
38	GP-038F	BZ-038F	SS-038F	PP-038F	NG-038F
50	GP-050F	BZ-050F	SS-050F	PP-050F	NG-050F
65	GP-063F	BZ-063F	SS-063F		
75	GP-075F	BZ-075F	SS-075F	PP-075F	NG-075F
100	GP-100F	BZ-100F	SS-100F	PP-100F	NG-100F
125	GP-125F				
150	GP-150F	BZ-150F	SS-150F		



	TYPE DC CAMLOCK — DUST CAP				
	ALUMINIUM	BRONZE	STAINLESS STEEL	POLYPROPYLENE	NY GLASS
SIZE (MM)	PART NO.	PART NO.	PART NO.	PART NO.	PART NO.
20/12					
20	GP-020DC	BZ-020DC	SS-020DC	PP-020DC	NG-020DC
25	GP-025DC	BZ-025DC	SS-025DC	PP-025DC	NG-025DC
32	GP-032DC	BZ-032DC	SS-032DC	PP-032DC	NG-032DC
38/32					
38	GP-038DC	BZ-038DC	SS-038DC	PP-038DC	NG-038DC
50	GP-050DC	BZ-050DC	SS-050DC	PP-050DC	NG-050DC
63	GP-063DC	BZ-063DC	SS-063DC		
75	GP-075DC	BZ-075DC	SS-075DC	PP-075DC	NG-075DC
100	GP-100DC	BZ-100DC	SS-100DC	PP-100DC	NG-100DC
125	GP-125DC				
150	GP-150DC	BZ-150DC	SS150DC		

	TYPE DP CAMLOCK — DUST PLUG				
	ALUMINIUM	BRONZE	STAINLESS STEEL	POLYPROPYLENE	NY GLASS
SIZE (MM)	PART NO.	PART NO.	PART NO.	PART NO.	PART NO.
20/12					
20	GP-020DP	BZ-020DP	SS-020DP	PP-020DP	NG-020DP
25	GP-025DP	BZ-025DP	SS-025DP	PP-025DP	NG-025DP
32	GP-032DP	BZ-032DP	SS-032DP	PP-032DP	NG-032DP
38-32					
38	GP-038DP	BZ-038DP	SS-038DP	PP-038DP	NG-038DP
50	GP-050DP	BZ-050DP	SS-050DP	PP-050DP	NG-050DP
63	GP-063DP	BZ-063DP	SS-063DP		
75	GP-075DP	BZ-075DP	SS-075DP	PP-075DP	NG-075DP
100	GP-100DP	BZ-100DP	SS-100DP	PP-100DP	NG-100DP
125	GP-125DP				
150	GP-150DP	BZ-150DP	SS-150DP		

SPARE CAMLOCK SEALS

Spare Camlock Seals suit Aluminium, Brass/Bronze, Polypropylene, Ny-Glass and Stainless Steel Camlock Couplers.


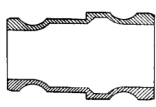
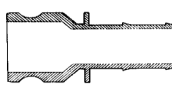
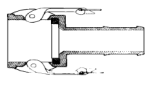

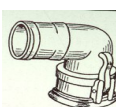
SIZE		BUNA (NITRILE)	EPDM	VITON
MM	INCHES	PART NO.	PART NO.	PART NO.
20	0.75"	CSA-WGB-020	CSA-WGE-020	CSA-WGV-020
25	1.00"	CSA-WGB-025	CSA-WGE-025	CSA-WGV-025
32	1.25"	CSA-WGB-032	CSA-WGE-032	CSA-WGV-032
38	1.50"	CSA-WGB-038	CSA-WGE-038	CSA-WGV-038
50	2.00"	CSA-WGB-050	CSA-WGE-050	CSA-WGV-050
63	2.50"	CSA-WGB-063	CSA-WGE-063	CSA-WGV-063
75	3.00"	CSA-WGB-075	CSA-WGE-075	CSA-WGV-075
100	4.00"	CSA-WGB-100		CSA-WGV-100
150	6.00"	CSA-WGB-150		

ALUMINIUM CAMLOCKS (SPECIALTY)

adelaide belt & hose



These fittings interchange with camlocks manufactured to NATO standard. The special heat treatment provides excellent resistance to corrosive attack by salt water making these products suitable for use in marine applications. Spare arms, pins and seals available.

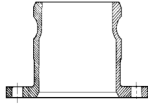
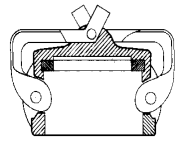

DESCRIPTION	PART NO.	Male to Male Adaptor
25mm x 25mm	AL-025AA	 <p>Equivalent to 633AA & NA-4A</p>
32mm x 32mm	AL-032AA	
38mm x 38mm	AL-038AA	
50mm x 50mm	AL-050AA	
63mm x 63mm	AL-063AA	
75mm x 75mm	AL-075AA	
100mm x 100mm	AL-100AA	
150mm x 150mm	AL-150AA	
DESCRIPTION	PART NO.	
63mm x 50mm	AL-063-050AA	
75mm x 50mm	AL-075-050AA	
75mm x 65mm	AL-075-063AA	
100mm x 65mm	AL-100-063AA	
100mm x 75mm	AL-100-075AA	
DESCRIPTION	PART NO.	Male to Reducing Hose Tail
50mm x 38mm	AL-050-038E	
75mm x 50mm	AL-075-050E	
75mm x 65mm	AL-075-063E	
100mm x 75mm	AL-100-075E	
DESCRIPTION	PART NO.	Female to Reducing Hose Tail
50mm x 38mm	AL-050-038C	 <p>Equivalent to 633C & NA-14/15/37A</p>
75mm x 50mm	AL-075-050C	
75mm x 63mm	AL-075-063C	
100mm x 80mm	AL-100-075C	
DESCRIPTION	PART NO.	Female - 68° Bent Camlock
50mm x 68° tail	AL-050BC-68	 <p>Equivalent to 633BC & NA-13A</p>
63mm x 68° tail	AL-063BC-68	
75mm x 68° tail	AL-075BC-68	
100mm x 68° tail	AL-100BC-68	
150mm x 68° tail	AL-150BC-68	
DESCRIPTION	PART NO.	Female - 90° Bent Camlock
50mm x 90° tail	AL-050BC-90	 <p>Equivalent to 633BC & NA-13A</p>
63mm x 90° tail	AL-063BC-90	
75mm x 90° tail	AL-075BC-90	
100mm x 90° tail	AL-100BC-90	
150mm x 90° tail	AL-150BC-90	
DESCRIPTION	PART NO.	Male—Female Adaptors
75mm x 100mm	AL-075-100AC	
100mm x 75mm	AL-100-075AC	
50mm x 75mm	AL-050-075AC	

ALUMINIUM CAMLOCKS (SPECIALTY) & SPARE PARTS

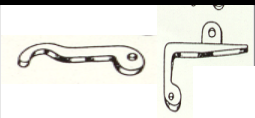
adelaide belt & hose



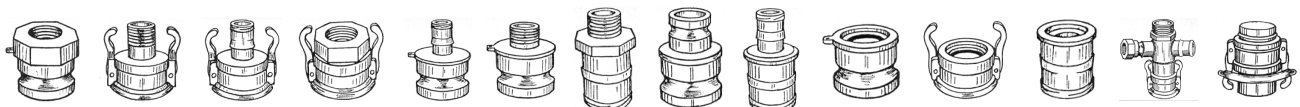
These fittings interchange with camlocks manufactured to NATO standard. The special heat treatment provides excellent resistance to corrosive attack by salt water making these products suitable for use in marine applications. Spare arms, pins and seals available.

DESCRIPTION	PART NO.	Undrilled Flange to Male Camlock	
50mm Part LA	AL-050LA		 Equivalent to 633LA & 27
63mm Part LA	AL-063LA		
75mm Part LA	AL-075LA		
100mm Part LA	AL-100LA		
150mm Part LA	AL-150LA		
DESCRIPTION	PART NO.	Dust Cap - Locking Arms DCL	
25mm DCL	AL-025DCL		 Treloar 634BK, Stokes 2K
38mm DCL	AL-038DCL		
50mm DCL	AL-050DCL		
63mm DCL	AL-063DCL		
75mm DCL	AL-075DCL		
100mm DCL	AL-100DCL		
DESCRIPTION	PART NO.	Male Adaptor to Male Thread	
75mm x 50mm	AL-075-050SP		
75mm x 75mm	AL-075-075SP		
100mm x 75mm	AL-100-075SP		
DESCRIPTION	PART NO.	Male Camlock to Weld on Pipe	
100mm Male Camlock (Nato) x Weld on 101.6mm Pipe	AL-100AW		
100mm Male Camlock— Australian Standard	AS-100AW		

REPLACEMENT CAMLOCK ARMS & PINS - Camlock Arms are available in Brass and 316 Stainless Steel. Pins are made from Stainless Steel.



CAMLOC	ARMS - BRASS		ARMS - S/STEEL		PINS - S/STEEL		LOCKING ARMS	
SIZE(S)	PART NO.		PART NO.		PART NO.		PART NO.	
12/20	CSA-WAB-020		CSA-WAS-020		CSA-WPS-020		CSA-WLL-020	
25	CSA-WAB-025		CSA-WAS-025		CSA-WPS-025		CSA-WLL-025	
32/38/63	CSA-WAB-063		CSA-WAS-063		CSA-WPS-063		CSA-WLL-063	
75/100	CSA-WAB-100		CSA-WAS-100		CSA-WPS-100		CSA-WLL-100	
150	CSA-WAB-150		CSA-WAS-150		CSA-WPS-150		CSA-WLL-150	



All Dimensions are Nominal